

Hand Washing Policy

Published	May 2017
Review Date	November 2018
Sources	Education and Care Services National Regulations, October 2017 Guide to the Education and Care Services National Law and the Education and Care Services National Regulations, October 2017 Guide to the National Quality Standard, February 2018 Staying Healthy: Preventing Infectious Diseases in Early Childhood Education and Care Services, National Health and Medical Research Council (NHMRC), 5 th Edition 2012

Aim:

To encourage strict hand washing procedures in order to minimise health risks to Educators, and children in care.

Explanation:

Hand hygiene is one very effective way to control the spread of infection. Hand hygiene is a general term that refers to washing hands with soap and water, or using a hand sanitiser (or alcohol based hand rub). Hands can play an important part in the spread of infection; the best way to prevent the transmission of disease is through effective hand hygiene.

Liquid soap dispensers and disposable paper towels are the preferred option for hand washing. Anti-bacterial hand washes should not be used routinely as they may encourage the development of resistant bacteria.

Hand Sanitisers can be a fast and effective way to remove germs that may have been picked up by touching contaminated surfaces. Hand Sanitisers reduce the number of germs on your hands; they do not remove dirt from your hands. Hand Sanitisers are useful when performing multiple tasks in which hands can potentially become contaminated; for example, when assisting children with eating, when on excursions, in the playground, or in other situations where soap and water are not always available. Hand sanitisers are only to be used as an adjunct to hand washing, after several uses hands will need to be washed in soap and running water.

Hand Hygiene and Eczema

People with eczema have dry, itchy and sensitive skin that is easily inflamed and made worse by rubbing and scratching. These people may find that frequent use of soap and water irritates their skin. One solution is to use sorbolene cream instead of soap—put the cream on and gently rub it off under running water. People with eczema should pat their hands dry rather than rub them, and apply more sorbolene cream if needed.

Wearing Gloves

It is important to wash your hands before putting on, and after taking off gloves

- Wash your hands before putting on gloves so that you remove as many germs as possible from your hands, otherwise when you reach into the box of gloves, you can contaminate the other gloves in the box
- When you have finished a procedure that requires you to wear gloves, it is important to wash your hands thoroughly after removing the gloves, because any germs on your hands may have multiplied significantly while you were wearing the gloves, there may also be microscopic tears or holes in the gloves that can allow germs to contaminate your skin
- When taking off the gloves, you may contaminate your hands with the dirty gloves;

therefore, it is essential that you wash your hands

Resources:

- Running water
- Liquid soap
- Paper towel
- Hand sanitiser (if required)
- Disposable wipes (if required)

Responsibilities:

To minimise risk and the spread of infectious diseases through the promotion of good hand hygiene, and thorough hand washing procedures.

In relation to the Approved Provider & Co-ordination Unit staff:

- Be aware of the requirements of the current Education and Care Services National Regulations and National Quality Standard in regard to hand washing practices and facilities
- Will provide current information regarding appropriate hand washing procedures to Educators and parents
- Will wash their hands upon entering and leaving the OSHC service

In relation to Educators:

- Abide by their obligations under the current Education and Care Services National Regulations, and the National Quality Standard in relation to hand washing practices and facilities
- All Educators will observe strict health and hygiene practices that comply with Staying Healthy: Preventing Infectious Diseases in Early Childhood Education and Care Services, NHMRC, 5th Edition 2012
- Educators are required to establish hand washing practices in the OSHC service that are safe, practical and meet the requirements of this policy
- Educators will wash their hands at the following times and act as role models to the children:
 - Before starting and after finishing work
 - Before and after eating or handling food
 - After handling garbage
 - Before and after assisting a child to eat
 - After going to the toilet
 - After touching eyes, ears, nose, hair and mouth
 - Before putting on and after removing gloves
 - Before and after giving medication or first aid
 - Before and after applying sunscreen or other lotions to one or more children
 - After assisting a child when crying
 - After contact with any bodily secretions
 - Between outside and inside sessions
 - After handling animals
 - At any other time when it is thought to be necessary

In relation to children:

- Educators will model correct hand washing procedures and encourage each child's independence with hand washing in accordance with their developmental abilities
- The Educators programs will encourage the children's awareness of the need for appropriate hygiene practices, and will give them the opportunity to implement these practices as a part of their daily activities. This will happen through songs, stories, discussions and role modelling; teaching children that washing their hands will prevent the spreading of germs and illness
- Children will be supervised to ensure they develop good hand washing habits
- Children will be encouraged to wash their hands:
 - Upon entering the centre each day
 - Before leaving the centre each day
 - Before and after eating or handling food
 - After going to the toilet
 - After blowing or wiping their noses
 - After playing outside
 - After handling pets or other animals
 - At any other time when it is thought to be necessary

In relation to families:

- Current information regarding hand washing procedures will be provided to parents to encourage their assistance in the continual review and implementation of this policy

Continual Monitoring and Improvement:

Continual improvement and monitoring will occur in the following ways:

- Incidental and planned consultation with families
- Co-ordination Staff accessing current relevant information
- Co-ordination Staff and Educators accessing current and relevant training
- Internal evaluation of incidences and the improvement of systems

Policy Review

Date Revised	Comments
May 2017	Scheduled Policy Review – No changes made

Guideline to Hand Washing

How to wash hands with Soap and Water

The process of thoroughly washing, rinsing and drying your hands or a child's hands should take around 30 seconds.

There are six steps to washing hands:

1. Wet hands with running water (preferably warm water, for comfort)
2. Apply liquid soap
3. Lather soap and rub hands thoroughly, including the wrists, the back of your hands, the palms, between the fingers, around the thumbs and top of your fingers and under the nails. Rub hands together for at least 15 seconds (for about as long as it takes to sing 'Happy birthday' once)
4. Rinse thoroughly under running water to remove all suds and germs (remember – thorough rinsing will help prevent dermatitis from soap) while counting from 1 to 10
5. Turn the tap off with a piece of paper towel
6. Dry your hands thoroughly with a new piece of paper towel

Hands can be dried with paper towel or cloth towels. Cloth towels, if used, should be used by one person (i.e. not shared) and hung up to dry between uses. Cloth towels should be laundered regularly to reduce the risk of recontaminating or cross-contaminating hands.

Supervise children when washing their hands, and help them get into the habit of hand hygiene.

If you wear rings or other jewellery on your hands, move the jewellery around your finger while you lather the soap to ensure that the area underneath the jewellery is clean.

Always wet hands first before applying soap. This helps the soap to lather more and prevents the skin from drying.

How to clean hands with Hand Sanitisers (Alcohol-Based Hand Rubs)

Only use a Hand Sanitiser if your hands are not visibly dirty. The hand sanitiser should contain 60–80% alcohol. A hand rub should take about 20 – 30 seconds or until your hands are dry.

There are three steps to using Hand Sanitisers:

1. Apply the amount of hand rub recommended by the manufacturer to palms of dry hands
2. Rub hands together, including the wrists, the back of your hands, the palms, between the fingers, around the thumbs and top of your fingers and under the nails
3. Rub until hands are dry

How to Wash hands

STAYING HEALTHY | 5TH EDITION | 2013

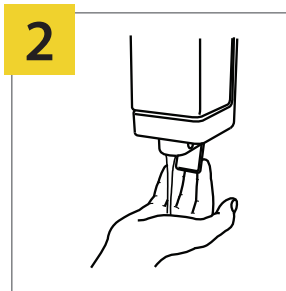


A hand wash should take around 30 seconds.



1

Wet hands with running water (preferably warm, for comfort).



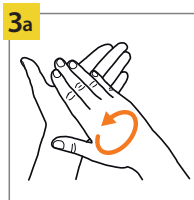
2

Apply soap to hands.



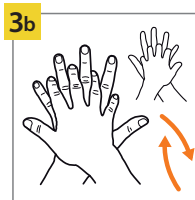
3

Lather soap and rub hands for at least 15 seconds, including:




3a

palm to palm,



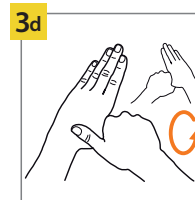
3b

back of hands,



3c

in between fingers and back of fingers,




3d

around thumbs and



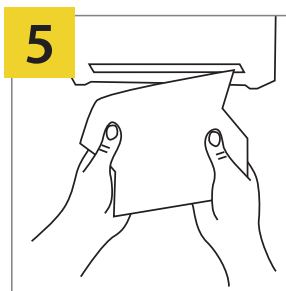
3e

tips of fingers.



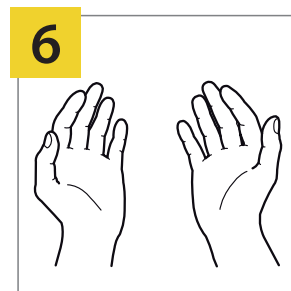
4

Rinse hands with water.



5

Dry hands thoroughly.



6

Your hands are clean.

THIS POSTER REFERENCES THE WORLD HEALTH ORGANIZATION'S 'HOW TO HANDWASH?' POSTER NHMRC Ref. CH55g Printed June 2013



Australian Government
National Health and Medical Research Council

NHMRC

WORKING TO BUILD A HEALTHY AUSTRALIA

How to use alcohol-based hand rub

STAYING HEALTHY | 5TH EDITION | 2013



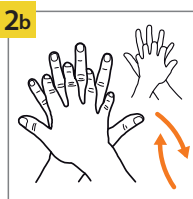
A hand rub should take 20–30 seconds or until your hands are dry.




Apply alcohol-based hand rub to hands, then rub



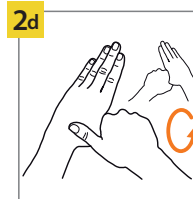
palm to palm,



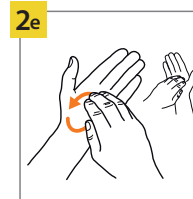
back of hands,



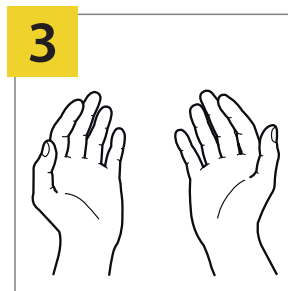
in between fingers and back of fingers,



around thumbs and



tips of fingers.



Once dry, your hands are clean.

THIS POSTER REFERENCES THE WORLD HEALTH ORGANIZATION'S 'HOW TO HANDRUB?' POSTER NHMRC Ref. CH55f Printed June 2013



Australian Government
National Health and Medical Research Council

NHMRC

WORKING TO BUILD A HEALTHY AUSTRALIA